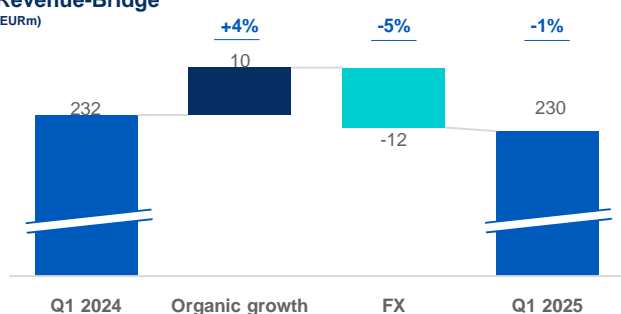


Financial Factsheet Q1 2025

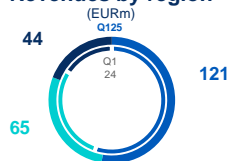
(30.09.2024 – 31.12.2024)

Group

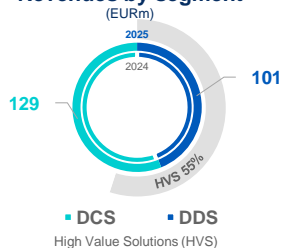
Revenue-Bridge (EURm)



Revenues by region (EURm)



Revenues by segment (EURm)



Results (EURm)

	Q1 2025	Q1 2024
Revenues	230	232
EBITDA	58	73
EBITDA margin	25.1%	31.3%
EBITDA margin (at constant currencies)	26.3%	27.9%
EBIT	39	58
EBIT margin	17.1%	25%
Financial result	-3	-2
Income tax expense	-7	-11
Profit for the period	29	45
EPS (in EUR)	0.19	0.29

Financial position (EURm)

	Q1 2025	Q1 2024
Cash flow from operating activities (A)	24	66
Cash flow from investing activities (B)	-21	-29
Free cash flow (A+B)	3	37

Net assets (EURm)

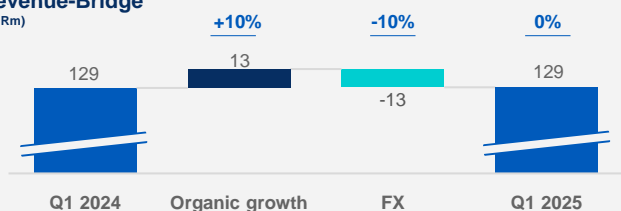
	31.12.2024	30.09.2024
Working Capital	193	175
Working Capital ratio to revenues	21%	18.4%
Equity ratio	56.2%	54.9%
Capital employed	1046	1018
Net debt	113	119

Employees

	31.12.2024	30.09.2024
Headcount	4,749	4,690

Drug Containment Solutions (DCS)*

Revenue-Bridge (EURm)

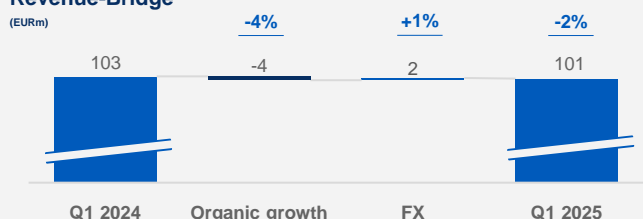


Results (EURm)

	Q1 2025	Q1 2024
EBITDA	28	27
EBITDA margin	21.9%	20.8%
EBIT	19	19
EBIT margin	14.9%	14.5%

Drug Delivery System (DDS)*

Revenue-Bridge (EURm)



Results (EURm)

	Q1 2025	Q1 2024
EBITDA	34	40
EBITDA margin	33.7%	38.3%
EBIT	25	33
EBIT margin	24.6%	32.2%

*without reconciliation Consolidation